

Scaled data based on original data using
LM-79-08 Approved Method: Electrical and Photometric Measurements of Solid-
State Lighting Products

Test Report Prepared for
Cooper Lighting Solutions
(formerly Eaton)

Brand: McGRAW-EDISON

Report Number: P595143

Luminaire Tested: **IST-PA1C-740-U-T4W**

Issue Date: 3/22/2022

Test Information

Test Method: LM-79-08
Report Number: P595143
TEST IS SCALED FROM IESNA LM-79-08 TEST DATA (G1-2201-510-12)
Test Lab: INNOVATION CENTER
Issue Date: 3/22/2022
Manufacturer: COOPER LIGHTING SOLUTIONS (FORMERLY EATON)
Product Line: McGRAW-EDISON
Catalog Number: IST-PA1C-740-U-T4W
Description: IMPACT ELITE LED TRAPEZOID LUMINAIRE
(1) 70 CRI, 4000K, 615mA LIGHT ENGINE WITH 24 LEDS AND TYPE IV WIDE OPTICS
Light Source: -
Ballast/Driver: ELECTRONIC DRIVER

Summary

Lumens per Lamp: N/A
Luminaire Lumens: 6623 lumens
Efficiency: N/A
Efficacy: 137.1 lumens/watt
Luminous Opening: Rectangular (W 0.75' x L: 0.5' x H: 0')
IES Classification: Type IV - Medium
BUG Rating: B1 - U0 - G2

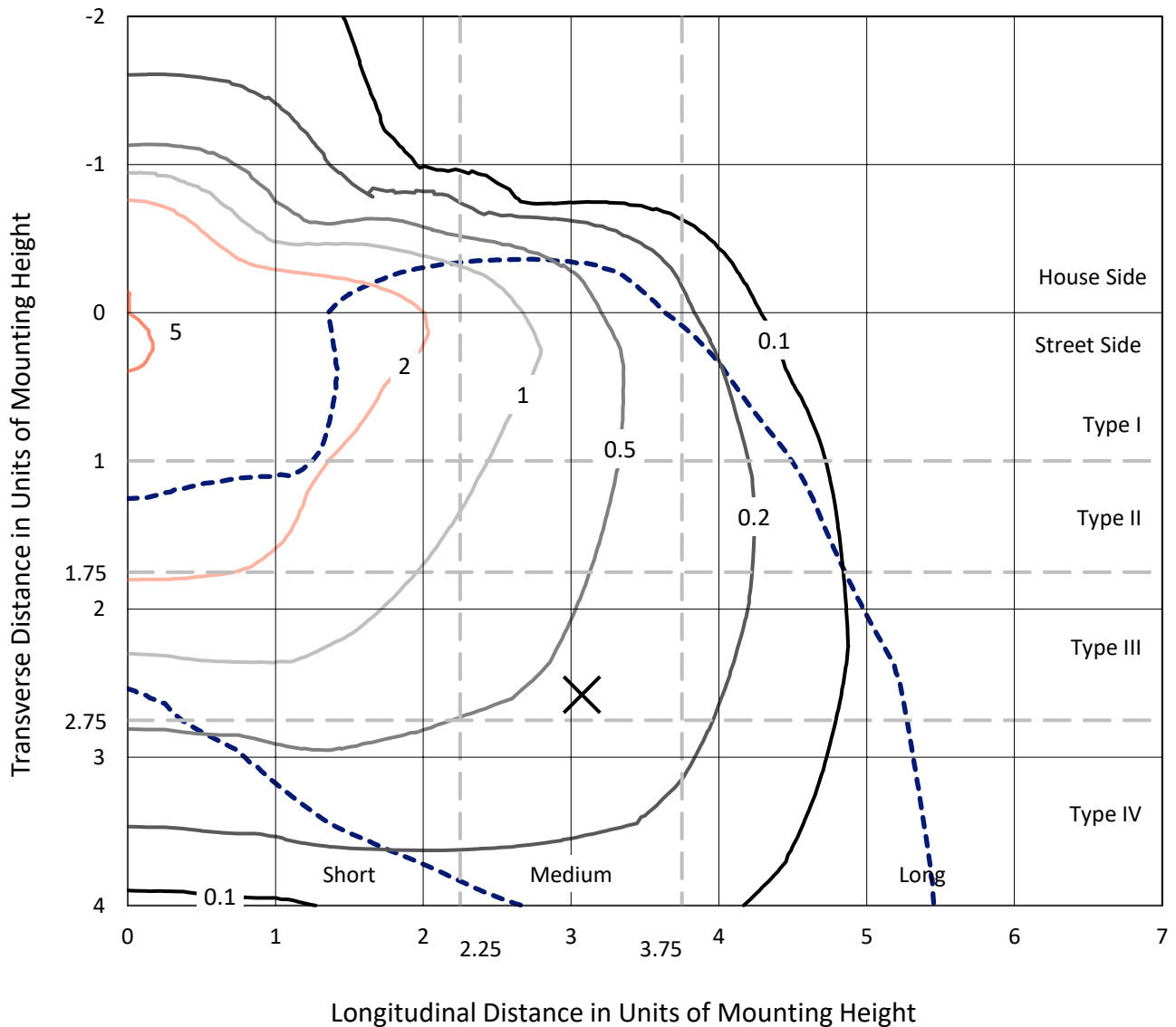
Input Watts (W): 48.3
Input Voltage (V): NR
Input Current (Ain): NR
Voltage Rise (V): NR
Power Factor: NR
Total Harmonic Distortion (THDi): NR
Frequency (hertz): 60
Stabilization Time: NR
Operation Time: NR
Ambient Temperature (°C): NR
Test Distance: 28.75 FT



REPORT NUMBER: P595143
 CATALOG NUMBER: IST-PA1C-740-U-T4W

Iso-Footcandle Lines of Horizontal Illumination

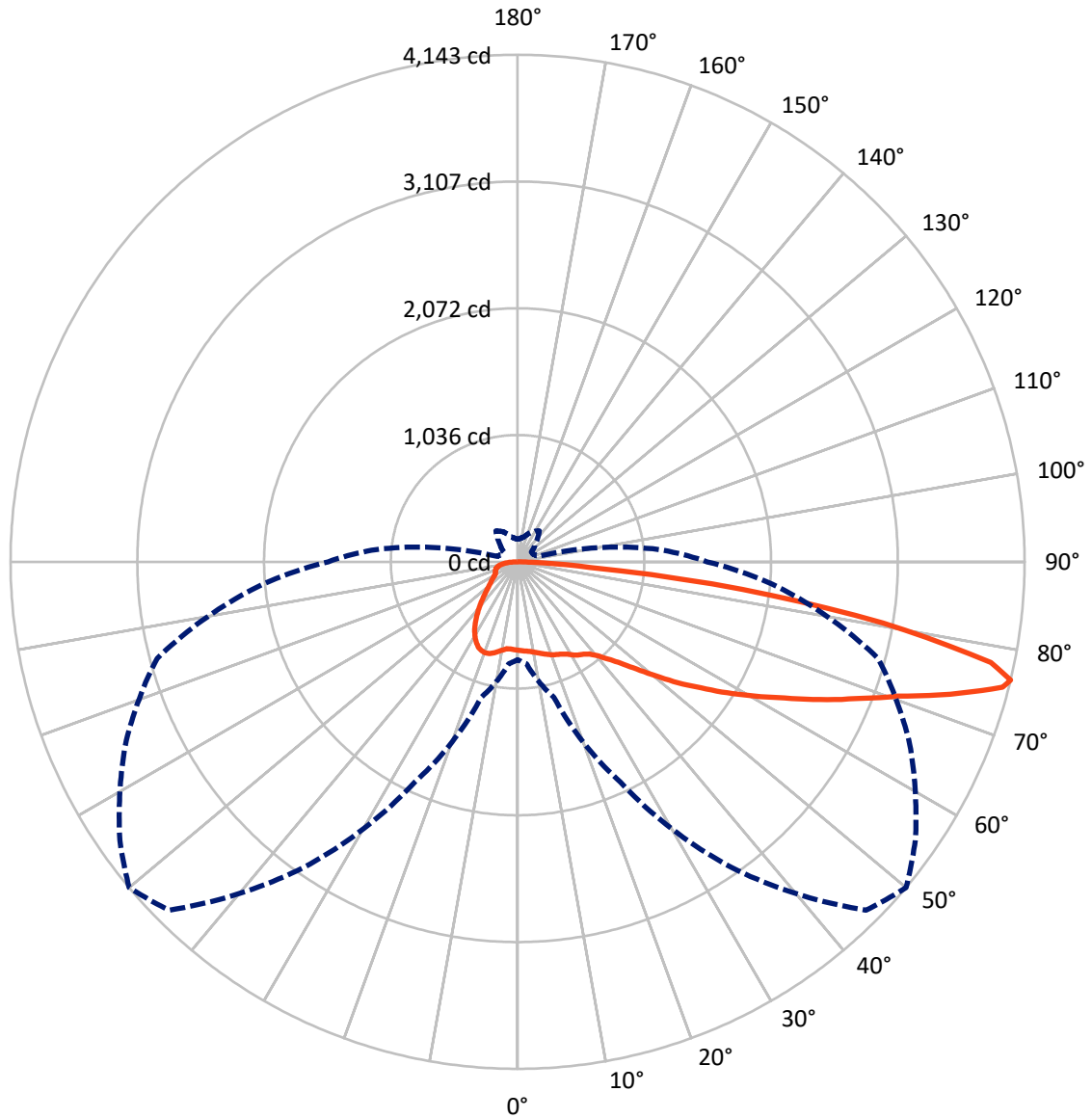
× Max cd
 - - - 1/2 Max cd



Based on 12 foot mounting height. Maximum calculated value = 5.4 fc
 Type IV - Medium - N/A

REPORT NUMBER: P595143
CATALOG NUMBER: IST-PA1C-740-U-T4W

Luminous Intensity Polar Plot



— Vertical Plane Through 50-Deg Lateral - - - Horizontal Cone Through 76-Deg Vertical

REPORT NUMBER: P595143
 CATALOG NUMBER: IST-PA1C-740-U-T4W

FLUX DISTRIBUTION:

		Downward	Upward	Total
House Side	Lumens	1515.1	0.0	1515.1
	% Fixture	22.9	0.0	22.9
Street Side	Lumens	5107.9	0.0	5107.9
	% Fixture	77.1	0.0	77.1
Total	Lumens	6623.0	0.0	6623.0
	% Fixture	100.0	0.0	100.0

ZONAL LUMENS:

Zone	Lumens	% Fixture
0°-10°	70.1	1.1
10°-20°	220.4	3.3
20°-30°	372.3	5.6
30°-40°	510.3	7.7
40°-50°	751.6	11.3
50°-60°	1182.2	17.9
60°-70°	1701.7	25.7
70°-80°	1547.3	23.4
80°-90°	267.1	4.0
90°-100°	0.0	0.0
100°-110°	0.0	0.0
110°-120°	0.0	0.0
120°-130°	0.0	0.0
130°-140°	0.0	0.0
140°-150°	0.0	0.0
150°-160°	0.0	0.0
160°-170°	0.0	0.0
170°-180°	0.0	0.0
0°-90°	6623.0	100.0
0°-180°	6623.0	100.0

Coefficient of Utilization

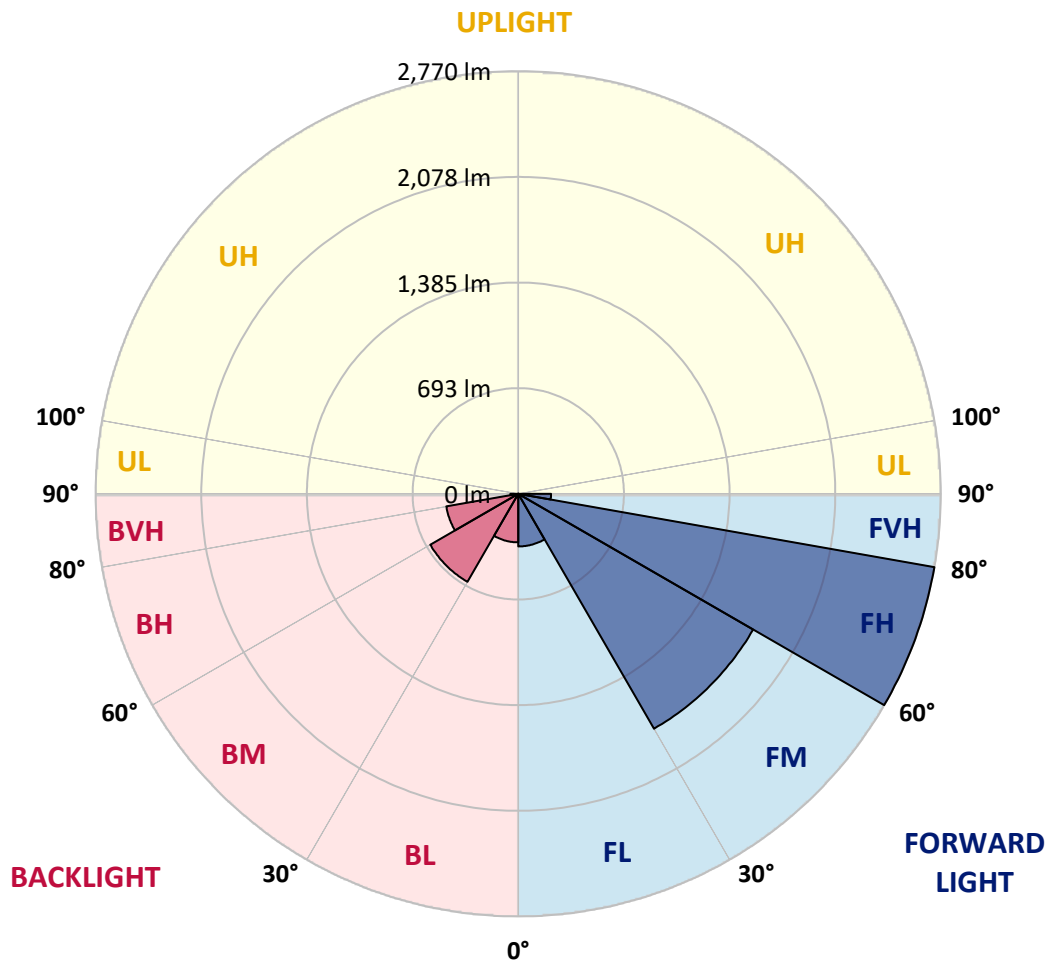


REPORT NUMBER: P595143
 CATALOG NUMBER: IST-PA1C-740-U-T4W

LUMINAIRE CLASSIFICATION SYSTEM LUMEN TABLE AND BUG RATING:

Zone	Lumens	% Fixture	Zone Rating/Lumen Limit		
			B	U	G
FL (0°-30°)	344.7	5.2			
FM (30°-60°)	1778.2	26.8			
FH (60°-80°)	2770.0	41.8			G2/5000
FVH (80°-90°)	215.0	3.2			G2/225
BL (0°-30°)	318.1	4.8	B1/500		
BM (30°-60°)	665.9	10.1	B1/1000		
BH (60°-80°)	479.0	7.2	B1/500		G1/500
BVH (80°-90°)	52.1	0.8			G1/100
UL (90°-100°)	0.0	0.0		U0/0	
UH (100°-180°)	0.0	0.0		U0/0	

BUG Rating: B1-U0-G2
 Type IV Medium





REPORT NUMBER: P595143
 CATALOG NUMBER: IST-PA1C-740-U-T4W

CANDELA DISTRIBUTION (FULL):

	0°	5°	15°	25°	35°	45°	50°	55°	65°	75°	85°
0°	721.9	721.9	721.9	721.9	721.9	721.9	721.9	721.9	721.9	721.9	721.9
2.5°	738.1	738.1	739.7	736.5	736.5	728.4	728.4	726.8	723.5	721.9	718.6
5°	765.7	765.7	760.8	752.7	747.8	738.1	733.2	730.0	723.5	715.4	707.3
7.5°	794.9	791.6	788.4	775.4	765.7	747.8	739.7	734.9	721.9	710.5	705.7
10°	825.7	820.8	812.7	796.5	781.9	760.8	751.1	744.6	730.0	720.3	708.9
12.5°	843.6	843.6	833.8	814.4	794.9	768.9	764.1	756.0	741.4	728.4	717.0
15°	861.4	863.0	853.3	830.6	807.9	788.4	780.3	775.4	759.2	739.7	725.1
17.5°	879.2	877.6	867.9	841.9	817.6	799.8	794.9	788.4	772.2	754.3	739.7
20°	892.2	889.0	885.7	853.3	829.0	817.6	811.1	806.2	790.0	770.6	751.1
22.5°	895.5	898.7	895.5	856.5	837.1	824.1	822.5	817.6	804.6	786.8	767.3
25°	897.1	898.7	903.6	866.3	848.4	838.7	835.4	832.2	822.5	807.9	781.9
27.5°	905.2	906.8	906.8	872.8	863.0	856.5	853.3	853.3	848.4	830.6	804.6
30°	906.8	908.4	911.7	889.0	885.7	880.9	882.5	880.9	872.8	853.3	824.1
32.5°	918.2	919.8	927.9	898.7	902.0	906.8	908.4	906.8	890.6	874.4	850.0
35°	955.5	953.9	960.4	923.0	919.8	921.4	926.3	924.7	918.2	903.6	887.4
37.5°	1075.5	1075.5	1057.7	979.8	955.5	952.2	955.5	963.6	965.2	952.2	939.3
40°	1286.4	1275.1	1265.3	1096.6	1018.8	999.3	1009.0	1013.9	1026.9	1026.9	1026.9
42.5°	1503.8	1505.4	1502.2	1278.3	1132.3	1083.6	1085.3	1096.6	1124.2	1129.1	1143.7
45°	1696.9	1708.2	1732.5	1489.2	1299.4	1190.7	1179.4	1190.7	1229.6	1262.1	1299.4
47.5°	1847.7	1834.7	1888.3	1709.8	1490.8	1336.7	1307.5	1310.8	1364.3	1416.2	1474.6
50°	1977.5	1980.7	2005.1	1935.3	1732.5	1502.2	1463.3	1456.8	1533.0	1588.2	1687.1
52.5°	2123.5	2113.8	2149.5	2133.2	1967.8	1705.0	1643.3	1623.9	1706.6	1784.5	1891.5
55°	2193.3	2203.0	2276.0	2316.5	2190.0	1886.7	1818.5	1825.0	1912.6	1995.3	2144.6
57.5°	2316.5	2326.3	2410.6	2495.0	2387.9	2079.7	2019.7	2019.7	2118.6	2211.1	2441.5
60°	2485.3	2486.9	2572.9	2718.9	2561.5	2266.3	2227.3	2225.7	2332.8	2439.8	2791.9
62.5°	2559.9	2579.3	2707.5	2897.3	2788.6	2495.0	2449.6	2462.5	2558.3	2683.2	3182.8
65°	2459.3	2501.5	2769.1	3017.3	2991.4	2733.5	2715.6	2733.5	2791.9	2926.5	3596.5
67.5°	2126.7	2183.5	2655.6	3098.5	3153.6	3009.2	2983.3	2980.0	3017.3	3168.2	3857.7
70°	1954.8	1988.9	2355.5	3129.3	3283.4	3288.3	3288.3	3267.2	3262.3	3372.6	3882.0
72.5°	1609.3	1644.9	1987.2	2957.3	3406.7	3661.4	3698.7	3620.8	3500.8	3478.1	3474.8
75°	1146.9	1172.9	1468.1	2326.3	3249.3	4019.9	4094.5	3943.6	3609.5	3247.7	2533.9
76°	799.8	837.1	1146.9	1987.2	3051.4	4026.4	4143.2	3968.0	3536.5	3049.8	2087.8
77.5°	405.6	418.5	663.5	1335.1	2553.4	3841.4	3955.0	3758.7	3218.5	2464.2	1325.4
80°	154.1	159.0	236.8	486.7	1401.6	2983.3	3027.1	2762.7	2130.0	1052.8	476.9
82.5°	81.1	84.4	133.0	240.1	575.9	1640.1	1851.0	1541.1	835.4	316.3	139.5
85°	40.6	43.8	77.9	146.0	285.5	512.6	593.7	561.3	277.4	120.0	51.9
87.5°	16.2	19.5	38.9	64.9	115.2	100.6	111.9	144.4	89.2	56.8	17.8
90°	0.0	0.0	0.0	0.0	0.0	0.0	0.0	0.0	0.0	0.0	0.0



REPORT NUMBER: P595143
 CATALOG NUMBER: IST-PA1C-740-U-T4W

CANDELA DISTRIBUTION (continued):

	90°	95°	105°	115°	125°	135°	145°	155°	165°	175°	180°
0°	721.9	721.9	721.9	721.9	721.9	721.9	721.9	721.9	721.9	721.9	721.9
2.5°	718.6	717.0	718.6	717.0	718.6	718.6	720.3	717.0	717.0	720.3	715.4
5°	707.3	705.7	707.3	710.5	712.2	715.4	721.9	720.3	723.5	726.8	728.4
7.5°	702.4	700.8	705.7	707.3	712.2	718.6	728.4	734.9	738.1	744.6	741.4
10°	707.3	707.3	713.8	718.6	726.8	734.9	743.0	749.5	757.6	762.4	760.8
12.5°	715.4	713.8	725.1	731.6	743.0	751.1	757.6	760.8	767.3	773.8	772.2
15°	723.5	725.1	741.4	754.3	767.3	770.6	772.2	768.9	772.2	775.4	775.4
17.5°	739.7	741.4	759.2	773.8	785.2	781.9	773.8	765.7	765.7	767.3	768.9
20°	752.7	756.0	777.0	790.0	796.5	783.5	770.6	760.8	756.0	757.6	756.0
22.5°	767.3	773.8	794.9	801.4	791.6	775.4	759.2	746.2	746.2	747.8	747.8
25°	785.2	788.4	803.0	799.8	781.9	757.6	744.6	739.7	738.1	739.7	741.4
27.5°	801.4	803.0	811.1	788.4	754.3	728.4	723.5	725.1	726.8	728.4	730.0
30°	822.5	825.7	817.6	772.2	720.3	691.1	691.1	700.8	704.0	708.9	707.3
32.5°	848.4	851.7	827.3	751.1	676.5	647.3	648.9	663.5	673.2	676.5	678.1
35°	892.2	885.7	833.8	721.9	629.4	593.7	595.4	613.2	626.2	631.0	627.8
37.5°	945.8	944.1	843.6	684.6	571.0	538.6	540.2	548.3	561.3	562.9	564.5
40°	1035.0	1022.0	859.8	635.9	512.6	481.8	478.6	483.4	481.8	485.0	486.7
42.5°	1163.1	1129.1	880.9	580.8	460.7	428.3	425.0	416.9	407.2	397.4	392.6
45°	1314.0	1260.5	906.8	524.0	407.2	378.0	369.9	360.1	340.7	319.6	313.1
47.5°	1508.7	1406.5	936.0	467.2	356.9	334.2	327.7	313.1	290.4	266.0	261.2
50°	1708.2	1578.4	965.2	420.2	316.3	303.4	296.9	282.3	253.1	230.4	225.5
52.5°	1940.2	1748.8	996.0	378.0	280.6	280.6	275.8	253.1	225.5	204.4	201.2
55°	2207.9	1924.0	1044.7	337.4	254.7	261.2	254.7	232.0	206.0	191.4	189.8
57.5°	2527.4	2146.2	1106.4	293.6	232.0	236.8	236.8	220.6	202.8	193.0	191.4
60°	2848.6	2371.7	1145.3	261.2	214.1	219.0	228.7	220.6	209.3	204.4	202.8
62.5°	3156.9	2602.1	1078.8	233.6	196.3	210.9	235.2	236.8	225.5	227.1	227.1
65°	3387.2	2777.3	872.8	209.3	184.9	215.8	254.7	256.3	236.8	232.0	230.4
67.5°	3466.7	2825.9	587.2	193.0	178.4	219.0	277.4	270.9	236.8	227.1	222.2
70°	3315.8	2647.5	381.2	178.4	168.7	215.8	295.2	279.0	235.2	220.6	214.1
72.5°	2780.5	2258.1	254.7	165.5	159.0	212.5	306.6	279.0	230.4	209.3	202.8
75°	1930.5	1542.7	189.8	149.2	144.4	207.6	309.8	274.2	219.0	196.3	191.4
76°	1549.2	1156.6	172.0	142.8	137.9	204.4	308.2	269.3	210.9	189.8	184.9
77.5°	978.2	665.1	144.4	131.4	128.2	197.9	301.7	257.9	199.5	178.4	173.6
80°	342.3	243.3	110.3	107.1	108.7	183.3	283.9	235.2	176.8	157.4	150.9
82.5°	136.3	111.9	82.7	82.7	86.0	157.4	256.3	207.6	154.1	129.8	120.0
85°	53.5	48.7	58.4	58.4	61.6	128.2	214.1	162.2	105.4	81.1	77.9
87.5°	16.2	22.7	26.0	27.6	29.2	64.9	121.7	71.4	47.0	34.1	27.6
90°	0.0	0.0	0.0	0.0	0.0	0.0	0.0	0.0	0.0	0.0	0.0

(END OF REPORT)